

GCG Sunday School - 27th October 2024

Lesson Outline



Lesson: The Living Word
Passage: 1 Peter 1:22-2:3
Big Idea: Christians love each other, because we have been born again by God's word.
Main Aim: Realise that God's word will help us love each other, so we long for it!
Key verse: 1 Peter 1:22b-23. From "love one another..." in ESV/ "so love..." in ICB.
Please pray for the lesson preparation, that God's word would feed us and the children.

Laptop/tablet + speaker Unless you are at the Greenwich service, you will need to bring a device to play any media. If needed, Jonny can provide **a laptop and Bluetooth speaker**. 😊

Additional resources: [St Helen's talks and study materials on 1 Peter](#)

Passage info for leaders: (Lesson Overview on page 3)

1 Peter Overview

Christians in Peter's day are suffering low-level persecution, just like us.
 How will they stay strong, live differently and stand out? How will we?

Passage overview

Two commands, two reasons:

1. Love one another. 1:22-25
 Reason: Since you have been born again,
 through the living word.
 This word will remain forever.
 This word is the good news that you heard.

2. Long for the spiritual milk (the living word). 2:1-3
 Reason: To grow into salvation.
 To grow in love, understanding and obedience.
 Having put away everything unloving. Malice etc.
 If (since) you have tasted this milk and know that he's good.

For them then

Pressured Christians might want to become fractured and stop drinking from God's word.
 Let's drink deeply from God's living word, so that we'd know who we are and so love each other.

For us now - Same!






The Age Ranges

CW (average age 4-5 years) - Prepare the lesson for **all ages**.
 Then separate **Sailor** and **Officer** groups for **Heart & Hands** teaching.
 GR and EC - Personalise **all material** for the Sailors or Officers.

Sailors: Ages 3-6

Officers: Ages 7-11

Lesson Overview

Get Going 3 min + song	Bible Talk ~10 mins	Heart & Hands ~30 mins	Land The Lesson ~5 mins	Extra Fun Time ~10 mins
				
Welcome & Pray Intro Idea Song	The Big Idea The Main Aim	Craft/ Worksheet Further teaching Memory verse	Recap Pray	Optional extra fun



Get Going

Welcome, Pray, Introduction idea & Song

At GR and EC the [Sailor Leader](#) will lead the “Get Going” section, by default.

Welcome and connect briefly with the children

- Ask a fun question, showing we’re interested in their lives. Such as:
 - What’s the best thing you did yesterday/ this morning? Highlight/lowlight?
 - What was the tastiest food you ate? The smelliest thing you smelled?

Prayer by the leader

- Help us to listen carefully to what God has to say to us today, and to have fun.

Rules Reminder

- We listen to the leader.
- We love our neighbour.


Intro Idea - Introduces the theme of the passage with “Intro” Powerpoint slides.

- Ask the children - How do these things grow to live rightly?
 - How does a calf grow, to live like an adult cow? Milk.
 - How does a baby grow, to live like an adult person? Milk.
 - How does a Christian grow, so that we love each other? Milk - God’s word.


Link: Introduce the [Big Idea](#)

Sing - If needed, talk through the words and actions before singing.

Who is the King of the Jungle? A good question.

 [Who's the King of the jungle \(Lyric Video\)](#)


You can learn the actions from this one, we shouldn’t need the wobbly clapping bit at the start!

 [7. Action songs: “Who is the king of the jungle? and let’s start jump”. \(HD\)](#)

Message Jonny if you’d like help with the actions.

GR & EC - Split into **Sailor** and **Officer** groups for the remainder of the session.

CW - Remain together.



Bible Talk

Teaching the Big Idea & Main Aim.

Keep it clear and snappy. Maybe come up with a catchphrase for the week.

Have Bible open throughout to show that we're teaching from God's word, and not from our heads.

Choose key verses and summarise.

Make the Bible talk engaging by asking questions and/or using visual aids.

Key Verse - 1 Peter 1:22b-23. From "love one another..." in ESV/ "so love..." in ICB.

Lesson Points - Arriving repeatedly at the Big Idea.

Letter context: Peter writes to suffering Christians, who might not want to love each other.

But Christians:

- | | |
|----------------------|---|
| 1. Love one another. | 1:22-25 |
| Why? | Because you've been born again. |
| How? | Through God's word. |
| | God's word is living, it remains forever. |

If we know that we've all been born again forever,
Then we'll really want to love our Christian brothers and sisters.

How can we love more then?

- | | |
|--|--|
| 2. Long for God's word (spiritual milk). | 2:1-3 |
| Why? | To grow in love. |
| How? | Application: What do the Officers think? Read, listen, pray. |

Brief application - Main aim expanded.

- **Sailors** State the application and expand it a bit.
 This is how it's right to think/ act/ talk/ feel.
 For home/ school/ church.
- **Officers** Ask questions to arrive at the application.
 How does this help us think/ act/ talk/ feel differently?
 What about at home/ school/ church?

Teaching ideas

- **Sailors**

Bring in a toy baby: How do babies grow to act like grown-ups? Milk.

How do Christians grow to love each other more? Milk - God's word.

- Ask questions when teaching, such as:

Point 1:

Listen to what Peter says we should do. What does that mean?

To say why, he says what has happened to us, what does he say?

What is amazing about God's word?

This is why we love each other.

So what do we need more of, to grow and love more?

- **Visual Aids**

Cut out and stick on the wall as you teach. Layout suggestion on the PDF.

- **Helpful questions to ask:** What noise/ smell do you think it made? How many stars did he see? Have you ever seen that before? How did he feel? What face would she have made?
- **Helpful methods:** Make actions to copy at certain points, act it out, place pictures on the wall, go for a walk around the room, use Lego/Playmobile figures.

- **Officers**

Same as Sailors? Toy baby?

- Ask questions when teaching, such as:

Point 1:

What does it mean to love other Christians? What does it look like?
How is that sometimes difficult?

What things die? Plants, animals, people.
But what is so amazing about God's word?

Point 2:

If God's word helps us grow to love more,
what should we want more of?
How will that help us to love more?
How can we want God's word more? How can we drink it in?

Application:

When is it hard to love other Christians?
What can we do when it's hard to love other Christians?

- **Visual Aids**

Cut out and stick on the wall as you teach. Layout suggestion on the PDF.

- **Helpful questions to ask:** Why do you think he did that? What did she get right/ wrong? What would you do in his situation?
- **Helpful teaching methods:** Act it out, have them draw scenes, shout out the best thing they see in the passage, make a puppet show using paper and card, go for a walk, use Lego.



Heart and Hands

More on the Big Idea & Main Aim with activities.

Table Activities - Craft or worksheet - Spares go to the Eltham service.

- **Sailors** *Craft.*
Cut, stick, colour.
- **Officers** *Worksheet.*
This is a guided form of Bible study, to help them learn how Bible studies work.
The sheet progresses from easy questions, to harder questions.

*Help them get answers from the Bible and think about their answers.
Talk about the application and questions.*


Further Teaching

An opportunity to reteach the same Big Idea & Main Aim with:

- Act out the passage.
- Do a drama based on the Main Aim. For example, the children make up a drama about someone who used to be worried, but is now comforted because God knows them completely.
- Discuss application.

Memory verse - Ideas for learning can be found in the Google Drive Folder.

"Blessed be the God and Father of our Lord Jesus Christ! According to his great mercy, he has caused us to be born again to a living hope through the resurrection of Jesus Christ from the dead."
1 Peter 1:3 (ESV)

We'll be using the following song to learn the verse:  1 Peter 1:3



Land the lesson

Bring everything together with: **Recap and Prayer.**

Recap - Use the craft/ worksheet to remind them of the Big Idea & Main Aim.

Pray - Encourage the children to pray with you about the Big Idea and Main Aim. They could **thank/praise God** for it or **ask for help** in believing it.

- **Sailors** You could suggest "Popcorn prayers" - really short prayers.
Or "Arrow prayers"- We all shoot up like an arrow at the end.
Or you could try the idea we use with Officers.
- **Officers** You could pass an object, like a Bible, around the room.
When a child receives the Bible, they can choose to pray in their head or aloud.



Extra fun time.

An optional game, which can be played mid-session.

Game idea - Feel free to play something different!

- **Sailors** Something fun, check the G-drive. I can't think of anything about growing!
- **Officers** Same as Sailors. Potentially a throwing-catching game starting sitting down, where the successful catcher "grows" by going onto one knee, two knees, two arms etc.
- **Time fillers and games** Check the G-drive

I often play something from: <https://www.youtube.com/@thebiggeststory>

- **Music** A Spotify playlist of Sunday School Songs can be found in the term plan.

Sign out - Give each family a Take Home Sheet

- Sign out with Rollcall.